


Electrically Insulating, Thermally Conductive Phase Change Material

## Features and Benefits

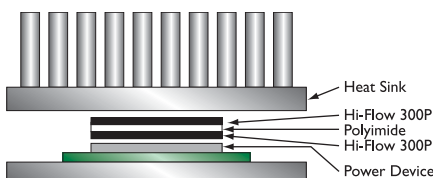
- Thermal impedance: 0.13°C-in<sup>2</sup>/W (@25 psi)
- Field-proven polyimide film
  - excellent dielectric performance
  - excellent cut-through resistance
- Outstanding thermal performance in an insulated pad



Hi-Flow 300P consists of a thermally conductive 55°C phase change compound coated on a thermally conductive polyimide film. The polyimide reinforcement makes the material easy to handle and the 55°C phase change temperature minimizes shipping and handling problems.

Hi-Flow 300P achieves superior values in voltage breakdown and thermal performance when compared to its competition. The product is supplied on an easy release liner for exceptional handling in high volume manual assemblies. Hi-Flow 300P is designed for use as a thermal interface material between electronic power devices requiring electrical isolation to the heat sink.

Bergquist suggests the use of spring clips to assure constant pressure with the interface and power source. Please refer to thermal performance data to determine nominal spring pressure for your application.



We produce thousands of specials. Tooling charges vary depending on tolerances and complexity of the part.

TYPICAL PROPERTIES OF HI-FLOW 300P						
PROPERTY	IMPERIAL VALUE	METRIC VALUE	TEST METHOD			
Color	Green	Green	Visual			
Reinforcement Carrier	Polyimide	Polyimide	—			
Thickness (inch) / (mm)	0.004 - 0.005	0.102 - 0.127	ASTM D374			
Film Thickness (inch) / (mm)	0.001 - 0.002	0.025 - 0.050	ASTM D374			
Elongation (%45° to Warp and Fill)	40	40	ASTM D882A			
Tensile Strength (psi) / (MPa)	7000	48	ASTM D882A			
Continuous Use Temp (°F) / (°C)	302	150	—			
Phase Change Temp (°F) / (°C)	131	55	ASTM D3418			
<b>ELECTRICAL</b>						
Dielectric Breakdown Voltage (Vac)	5000	5000	ASTM D149			
Dielectric Constant (1000 Hz)	4.5	4.5	ASTM D150			
Volume Resistivity (Ohm-meter)	10 <sup>12</sup>	10 <sup>12</sup>	ASTM D257			
Flame Rating	V-O	V-O	U.L. 94			
<b>THERMAL</b>						
Thermal Conductivity (W/m-K) (1)	1.6	1.6	ASTM D5470			
<b>THERMAL PERFORMANCE vs PRESSURE</b>						
	Pressure (psi)	10	25	50	100	200
TO-220 Thermal Performance (°C/W) 0.0010"		0.95	0.94	0.92	0.91	0.90
TO-220 Thermal Performance (°C/W) 0.0015"		1.19	1.17	1.16	1.14	1.12
TO-220 Thermal Performance (°C/W) 0.0020"		1.38	1.37	1.35	1.33	1.32
Thermal Impedance (°C-in <sup>2</sup> /W) 0.0010" (2)		0.13	0.13	0.12	0.12	0.12
Thermal Impedance (°C-in <sup>2</sup> /W) 0.0015" (2)		0.17	0.16	0.16	0.16	0.15
Thermal Impedance (°C-in <sup>2</sup> /W) 0.0020" (2)		0.19	0.19	0.19	0.18	0.18

1) This is the measured thermal conductivity of the Hi-Flow coating. It represents one conducting layer in a three-layer laminate. The Hi-Flow coatings are phase change compounds. These layers will respond to heat and pressure induced stresses. The overall conductivity of the material in post-phase change, thin film products is highly dependent upon the heat and pressure applied. This characteristic is not accounted for in ASTM D5470. Please contact Bergquist Product Management if additional specifications are required.

2) The ASTM D5470 test fixture was used and the test sample was conditioned at 70°C prior to test. The recorded value includes interfacial thermal resistance. These values are provided for reference only. Actual application performance is directly related to the surface roughness, flatness and pressure applied.

## Typical Applications Include:

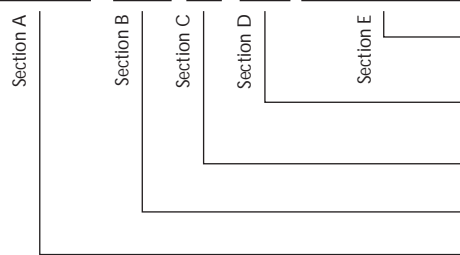
- Spring / clip mounted
- Discrete power semiconductors and modules

## Configurations Available:

- Roll form, die-cut parts and sheet form, with or without pressure sensitive adhesive

## Building a Part Number

HF300P - 0.001 - 00 - 00 - ACME10256 Rev a



## Standard Options

◀ example

NA = Selected standard option. If not selecting a standard option, insert company name, drawing number, and revision level.

— = Standard configuration dash number,  
1112 = 11" x 12" sheets, 11/250 = 11" x 250' rolls, or  
00 = custom configuration

AC = Adhesive, one side  
00 = No adhesive

Standard polyimide thicknesses available: 0.001", 0.0015", 0.002"

HF300P = Hi-Flow 300P Phase Change Material

Note: To build a part number, visit our website at [www.bergquistcompany.com](http://www.bergquistcompany.com).

Hi-Flow®: U.S. Patent 6,197,859 and others



[www.bergquistcompany.com](http://www.bergquistcompany.com)

The Bergquist Company -  
North American Headquarters  
18930 West 78th Street  
Chanhassen, MN 55317  
Phone: 800-347-4572  
Fax: 952-835-0430

The Bergquist Company -  
European Headquarters  
Bramenberg 9a, 3755 BT Eemnes  
Netherlands  
Phone: 31-35-5380684  
Fax: 31-35-5380295

The Bergquist Company - Asia  
Room 15, 8/F Wah Wai Industrial Centre  
No. 38-40, Au Pui Wan Street  
Fotan, Shatin, N.T. Hong Kong  
Ph: 852.2690.9296  
Fax: 852.2690.2344

All statements, technical information and recommendations herein are based on tests we believe to be reliable, and THE FOLLOWING IS MADE IN LIEU OF ALL WARRANTIES, EXPRESSED OR IMPLIED, INCLUDING THE IMPLIED WARRANTIES OF MARKETABILITY AND FITNESS FOR PURPOSE. Sellers and manufacturers' only obligation shall be to replace such quantity of the product proved to be defective. Before using, user shall determine the suitability of the product for its intended use, and the user assumes all risks and liability whatsoever in connection therewith. NEITHER SELLER NOR MANUFACTURER SHALL BE LIABLE EITHER IN TORT OR IN CONTRACT FOR ANY LOSS OR DAMAGE, DIRECT, INCIDENTAL OR CONSEQUENTIAL, INCLUDING LOSS OF PROFITS OR REVENUE ARISING OUT OF THE USE OR THE INABILITY TO USE A PRODUCT. No statement, purchase order or recommendations by seller or purchaser contained herein shall have any force or effect unless in an agreement signed by the officers of the seller and manufacturer.