


Gap Pad® EMI I.0

Thermally Conductive, Conformable EMI Absorbing Material

Features and Benefits

- Thermal Conductivity: 1.0 W/m-K
- Electromagnetic Interference (EMI) absorbing
- Highly conformable, low hardness
- Fiberglass reinforced for puncture, shear and tear resistance
- Electrically isolating



Gap Pad® EMI I.0 is a highly conformable, combination gap filling material offering both thermal conductivity performance and Electromagnetic Energy absorption (cavity resonances and/or cross-talk causing Electromagnetic Interference) at frequencies of 1GHz and higher.

The material offers EMI suppression and 1.0 W/m-K thermal conductivity performance with low assembly stress. The soft nature of the material enhances wet-out at the interface resulting in better thermal performance than harder materials with a similar performance rating.

Gap Pad® EMI I.0 has an inherent, natural tack on one side of the material eliminating the need for thermally-impeding adhesive layers and allowing improved handling during placement and assembly. The other side is tack-free, again enhancing handling and rework, if required. Gap Pad® EMI I.0 is supplied with a protective liner on the material's tacky side.

Typical Applications Include:

- Consumer electronics
- ASICs and DSPs
- Telecommunications
- PC applications

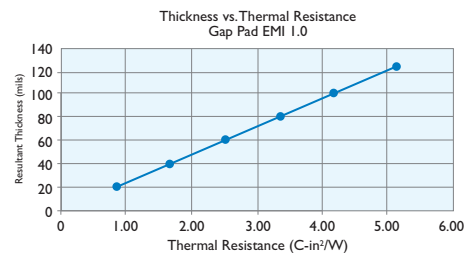
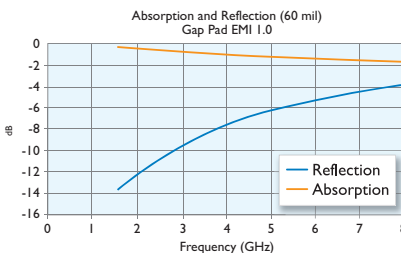
Configurations Available:

- Sheet form and die-cut parts

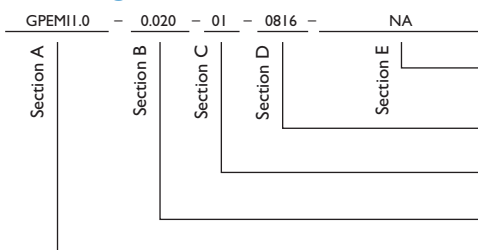
TYPICAL PROPERTIES OF GAP PAD EMI I.0

PROPERTY	IMPERIAL VALUE	METRIC VALUE	TEST METHOD
Color	Black	Black	Visual
Reinforcement Carrier	Fiberglass	Fiberglass	—
Thickness (inch) / (mm)	0.020 to 0.125	0.508 to 3.175	ASTM D374
Inherent Surface Tack	I	I	—
Density (Bulk Rubber) (g/cc)	2.4	2.4	ASTM D792
Heat Capacity (J/g-K)	1.3	1.3	ASTM E1269
Hardness (Bulk Rubber) (Shore 00) (1)	5	5	ASTM D2240
Young's Modulus (psi) / (kPa) (2)	10	69	ASTM D575
Continuous Use Temp (°F) / (°C)	-76 to 392	-60 to 200	—
ELECTRICAL			
Dielectric Breakdown Voltage (Vac)	>1700	>1700	ASTM D149
Dielectric Constant (1000 Hz)	6.0	6.0	ASTM D150
Volume Resistivity (Ohm-meter)	10 ¹⁰	10 ¹⁰	ASTM D257
Flame Rating	V-O	V-O	U.L. 94
THERMAL			
Thermal Conductivity (W/m-K) (3)	1.0	1.0	ASTM D5470
THERMAL PERFORMANCE vs. STRAIN			
	Deflection (% strain)		
	10	20	30
	Thermal Impedance (°C-in ² /W) 0.040"		
	1.53	1.40	1.25
EMI PERFORMANCE (ASTM D-5568-01 TEST METHOD)			
	Absorption (4)	dB/inch	dB/cm
	@ 2.4 GHz	-7	-2.8
	@ 5 GHz	-14	-5.5

- 1) Thirty second delay value Shore 00 hardness scale.
- 2) Young's Modulus, calculated using 0.01 in/min. step rate of strain with a sample size of 0.79 in². Relaxation stress @ 40 mil.
- 3) The ASTM D5470 test fixture was used. The recorded value includes interfacial thermal resistance. These values are provided for reference only. Actual application performance is directly related to the surface roughness, flatness and pressure applied.
- 4) Based on waveguide testing with 60 mil thickness testing.



Building a Part Number



Standard Options

◀ example

NA = Selected standard option. If not selecting a standard option, insert company name, drawing number, and revision level.

0816 = Standard sheet size 8" x 16", or 00 = custom configuration

01 = Natural tack, one side (With Fiberglass)

Standard thicknesses available: 0.020", 0.040", 0.060", 0.080", 0.100", 0.125"

GPEM11.0 = Gap Pad EMI I.0 Material with fiberglass

Note: To build a part number, visit our website at www.bergquistcompany.com.



Henkel Bergquist Preferred Converter
 10135 Gottschalk Parkway
 Chagrin Falls, Ohio 44023
 sales@rico-inc.com
 +1 440-543-9209

All statements, technical information and recommendations herein are based on tests we believe to be reliable, and THE FOLLOWING IS MADE IN LIEU OF ALL WARRANTIES, EXPRESSED OR IMPLIED, INCLUDING THE IMPLIED WARRANTIES OF MARKETABILITY AND FITNESS FOR PURPOSE. Sellers' and manufacturers' only obligation shall be to replace such quantity of the product proved to be defective. Before using, user shall determine the suitability of the product for its intended use, and the user assumes all risks and liability whatsoever in connection therewith. NEITHER SELLER NOR MANUFACTURER SHALL BE LIABLE EITHER IN TORT OR IN CONTRACT FOR ANY LOSS OR DAMAGE, DIRECT, INCIDENTAL, OR CONSEQUENTIAL, INCLUDING LOSS OF PROFITS OR REVENUE ARISING OUT OF THE USE OR THE INABILITY TO USE A PRODUCT. No statement, purchase order or recommendations by seller or purchaser not contained herein shall have any force or effect unless in an agreement signed by the officers of the seller and manufacturer.