


# Gap Pad® 2500S20

Highly Conformable, Thermally Conductive, Reinforced "S-Class" Gap Filling Material

## Features and Benefits

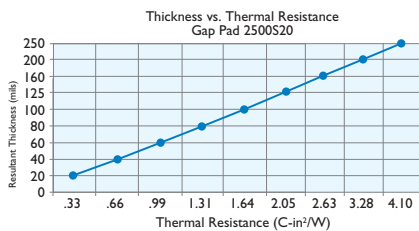
- Thermal conductivity: 2.4 W/m-K
- Low "S-Class" thermal resistance at ultra-low pressures
- Ultra conformable, "gel-like" modulus
- Designed for low-stress applications
- Fiberglass reinforced for puncture, shear and tear resistance



Gap Pad 2500S20 is a thermally conductive, reinforced material rated at a thermal conductivity of 2.4 W/m-K. The material is a filled-polymer material yielding extremely soft, elastic characteristics. The material is reinforced to provide easy handling, converting, added electrical isolation and tear resistance. Gap Pad 2500S20 is well suited for low-pressure applications that typically use fixed standoff or clip mounting. The material maintains a conformable, yet elastic nature that allows for excellent interfacing and wet-out characteristics, even to surfaces with high roughness and/or topography.

Gap Pad 2500S20 is offered with inherent natural tack on both sides of the material allowing for stick-in-place characteristics during application assembly. It is also available with a non-tack side. Please see the "Standard Options" section for description. The material is supplied with protective liners on both sides. The top side has reduced tack for ease of handling.

*Note: Resultant thickness is defined as the final gap thickness of the application.*



TYPICAL PROPERTIES OF GAP PAD 2500S20				
PROPERTY	IMPERIAL VALUE	METRIC VALUE	TEST METHOD	
Color	Light Yellow	Light Yellow	Visual	
Reinforcement Carrier	Fiberglass	Fiberglass	—	
Thickness (inch) / (mm)	0.010 to 0.250	0.254 to 6.350	ASTM D374	
Inherent Surface Tack (1 side)	2	2	—	
Density (Bulk Rubber) (g/cc)	3.1	3.1	ASTM D792	
Heat Capacity (J/g-K)	1.0	1.0	ASTM E1269	
Hardness (Bulk Rubber) (Shore 00) (1)	20	20	ASTM D2240	
Young's Modulus (psi) / (kPa) (2)	5	35	ASTM D575	
Continuous Use Temp (°F) / (°C)	-76 to 392	-60 to 200	—	
<b>ELECTRICAL</b>				
Dielectric Breakdown Voltage (Vac)	>3000	>3000	ASTM D149	
Dielectric Constant (1000 Hz)	6.6	6.6	ASTM D150	
Volume Resistivity (Ohm-meter)	10 <sup>11</sup>	10 <sup>11</sup>	ASTM D257	
Flame Rating	V-O	V-O	UL 94	
<b>THERMAL</b>				
Thermal Conductivity (W/m-K)	2.4	2.4	ASTM D5470	
<b>THERMAL PERFORMANCE vs. STRAIN</b>				
	<b>Deflection (% strain)</b>	<b>10</b>	<b>20</b>	<b>30</b>
Thermal Impedance (°C-in <sup>2</sup> /W) 0.040" (3)		0.75	0.68	0.61
1) Thirty second delay value Shore 00 hardness scale. 2) Young's Modulus, calculated using 0.01 in/min. step rate of strain with a sample size of 0.79 inch. 3) The ASTM D5470 test fixture was used. The recorded value includes interfacial thermal resistance. These values are provided for reference only. Actual application performance is directly related to the surface roughness, flatness and pressure applied.				

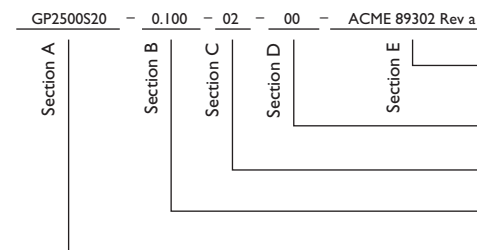
## Typical Applications

- Between processors and heat sinks
- Between graphics chips and heat sinks
- DVD and CDROM electronics cooling
- Areas where heat needs to be transferred to a frame, chassis or other type of heat spreader

## Configurations Available:

- Sheet form and die-cut parts

## Building a Part Number



## Standard Options

◀ example

NA = Selected standard option. If not selecting a standard option, insert company name, drawing number, and revision level.

0816 = Standard sheet size 8" x 16", or  
00 = custom configuration

02 = Natural tack, one side

03 = Non-tack, one side (fiberglass side), 7.87" x 15.75"

Standard thicknesses available: 0.010", 0.015", 0.020", 0.040", 0.060", 0.080", 0.100", 0.125", 0.160", 0.200", 0.250"

GP2500S20 = Gap Pad 2500S20 Material

GP2500S20 NT = Gap Pad 2500S20 Non-Tack Material

Note: To build a part number, visit our website at [www.bergquistcompany.com](http://www.bergquistcompany.com).



**Henkel Bergquist Preferred Converter**  
10135 Gottschalk Parkway  
Chagrin Falls, Ohio 44023  
sales@rico-inc.com  
+1 440-543-9209

All statements, technical information and recommendations herein are based on tests we believe to be reliable, and THE FOLLOWING IS MADE IN LIEU OF ALL WARRANTIES, EXPRESSED OR IMPLIED, INCLUDING THE IMPLIED WARRANTIES OF MARKETABILITY AND FITNESS FOR PURPOSE. Sellers' and manufacturers' only obligation shall be to replace such quantity of the product proved to be defective. Before using, user shall determine the suitability of the product for its intended use, and the user assumes all risks and liability whatsoever in connection therewith. NEITHER SELLER NOR MANUFACTURER SHALL BE LIABLE EITHER IN TORT OR IN CONTRACT FOR ANY LOSS OR DAMAGE, DIRECT, INCIDENTAL OR CONSEQUENTIAL, INCLUDING LOSS OF PROFITS OR REVENUE ARISING OUT OF THE USE OR THE INABILITY TO USE A PRODUCT. No statement, purchase order or recommendations by seller or purchaser not contained herein shall have any force or effect unless in an agreement signed by the officers of the seller and manufacturer.